

Harmonization: i, iv, V

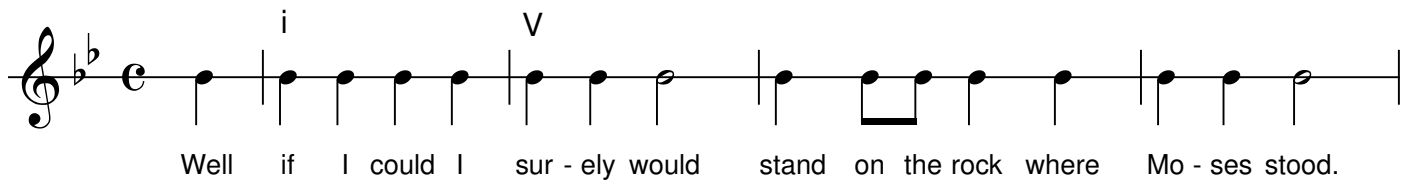
Worksheet 1

1. Listen to the audio file "Real."
2. Mark the score where you hear chord changes.
3. Decide whether the chord heard is the i, iv, or V chord.
4. Using the audio file called "Melody," check your work by playing along using the root of the chord that you think is correct. Listen to see if your choices "agree" with the melody.
5. Using worksheet 2, choose a voicing, write in your harmonization, and play.

Spiritual

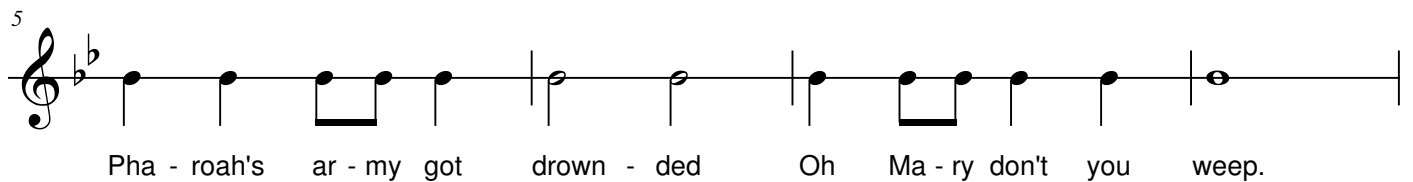
"Oh Mary, Don't You Weep"

1



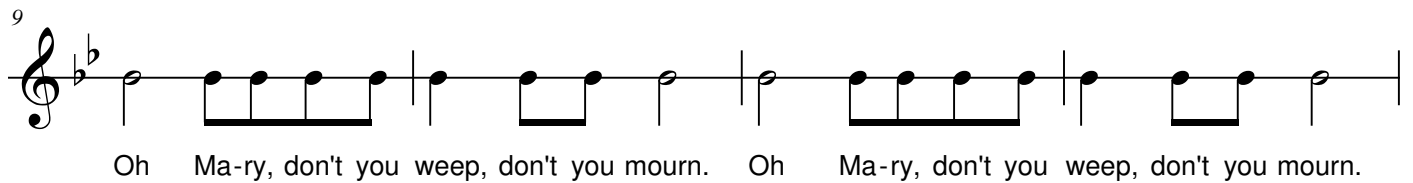
Well if I could I sur - ely would stand on the rock where Mo - ses stood.

5



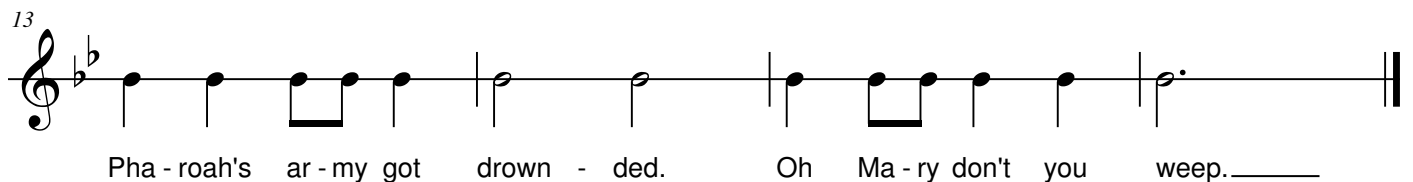
Pha - roah's ar - my got drown - ed Oh Ma - ry don't you weep.

9



Oh Ma-ry, don't you weep, don't you mourn. Oh Ma-ry, don't you weep, don't you mourn.

13



Pha - roah's ar - my got drown - ed. Oh Ma - ry don't you weep.____