

Reading C1b: Reduced Staff - Two Lines

Intervals: 2nd - 3rd

For each example do the following:

1. Locate the starting note and fingering for each example on the piano keyboard.
2. Play upward pointing stems with the right hand and downward pointing stems with the left hand.
3. Scan the entire example for articulations, dynamics and other symbols.
4. Count carefully as you play each note or rest.
5. Establish a tempo and play without looking at your hands.



Right Hand (stems up)

1. **Begin on B**
Musical notation for example 1: 4/4 time signature, starting on B4. The first measure has a quarter note B with a fingering of 5. The second measure has a quarter note C. The third measure has a quarter note D. The fourth measure has a quarter rest. The fifth measure has a quarter note E. The sixth measure has a quarter note F. The seventh measure has a quarter note G. The eighth measure has a quarter note A. The ninth measure has a quarter note B. The tenth measure has a quarter note C. The eleventh measure has a quarter note D. The twelfth measure has a quarter note E. The thirteenth measure has a quarter note F. The fourteenth measure has a quarter note G. The fifteenth measure has a quarter note A. The sixteenth measure has a quarter note B. The piece ends with a repeat sign. Dynamics: *f* for the first two measures, *p* for the last two measures. An 8va line is shown above the staff.

2. **Begin on A**
Musical notation for example 2: 4/4 time signature, starting on A4. The first measure has a quarter note A with a fingering of 1. The second measure has a quarter note B. The third measure has a quarter note C. The fourth measure has a quarter rest. The fifth measure has a quarter note D. The sixth measure has a quarter note E. The seventh measure has a quarter note F. The eighth measure has a quarter note G. The ninth measure has a quarter note A. The tenth measure has a quarter note B. The eleventh measure has a quarter note C. The twelfth measure has a quarter note D. The thirteenth measure has a quarter note E. The fourteenth measure has a quarter note F. The fifteenth measure has a quarter note G. The sixteenth measure has a quarter note A. The piece ends with a repeat sign. Dynamics: *p*. An 8va line is shown above the staff with the label "repeat 8va".

3. **Begin on E**
Musical notation for example 3: 4/4 time signature, starting on E4. The first measure has a quarter note E with a fingering of 1. The second measure has a quarter note F. The third measure has a quarter note G. The fourth measure has a quarter note A. The fifth measure has a quarter note B. The sixth measure has a quarter note C. The seventh measure has a quarter note D. The eighth measure has a quarter note E. The ninth measure has a quarter note F. The tenth measure has a quarter note G. The eleventh measure has a quarter note A. The twelfth measure has a quarter note B. The thirteenth measure has a quarter note C. The fourteenth measure has a quarter note D. The fifteenth measure has a quarter note E. The piece ends with a repeat sign. Dynamics: *p*. An 8va line is shown above the staff.

4. **Begin on D**
Musical notation for example 4: 4/4 time signature, starting on D4. The first measure has a quarter note D with a fingering of 1. The second measure has a quarter note E. The third measure has a quarter note F. The fourth measure has a quarter note G. The fifth measure has a quarter note A. The sixth measure has a quarter note B. The seventh measure has a quarter note C. The eighth measure has a quarter note D. The ninth measure has a quarter note E. The tenth measure has a quarter note F. The eleventh measure has a quarter note G. The twelfth measure has a quarter note A. The thirteenth measure has a quarter note B. The fourteenth measure has a quarter note C. The piece ends with a repeat sign. Dynamics: *p* for the first two measures, *f* for the last two measures. A slur is placed over the last two measures.

5. **Begin on C**
Musical notation for example 5: 4/4 time signature, starting on C4. The first measure has a quarter note C with a fingering of 1. The second measure has a quarter note D. The third measure has a quarter note E. The fourth measure has a quarter note F. The fifth measure has a quarter note G. The sixth measure has a quarter note A. The seventh measure has a quarter note B. The eighth measure has a quarter note C. The ninth measure has a quarter note D. The tenth measure has a quarter note E. The eleventh measure has a quarter note F. The twelfth measure has a quarter note G. The thirteenth measure has a quarter note A. The fourteenth measure has a quarter note B. The piece ends with a repeat sign. Dynamics: *p*. A slur is placed over the last two measures with the label "repeat 8va".

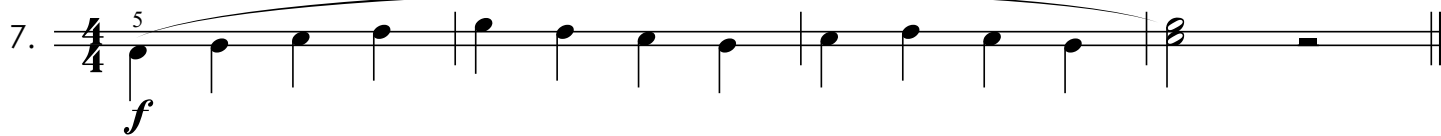
6. **Begin on G**
Musical notation for example 6: 4/4 time signature, starting on G4. The first measure has a quarter note G with a fingering of 1. The second measure has a quarter note A. The third measure has a quarter note B. The fourth measure has a quarter note C. The fifth measure has a quarter note D. The sixth measure has a quarter note E. The seventh measure has a quarter note F. The eighth measure has a quarter note G. The ninth measure has a quarter note A. The tenth measure has a quarter note B. The piece ends with a repeat sign. Dynamics: *f-p*. A slur is placed over the entire piece.

2.

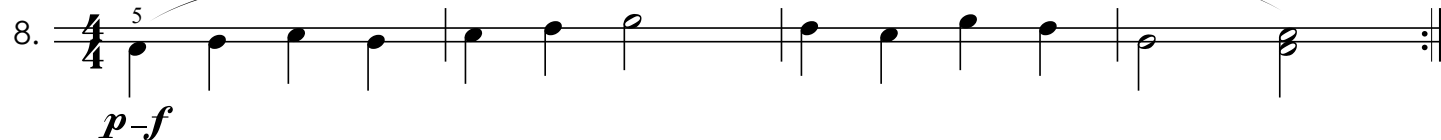
Reading C1 Reduced Staff - Two Lines

Left Hand (stems down)

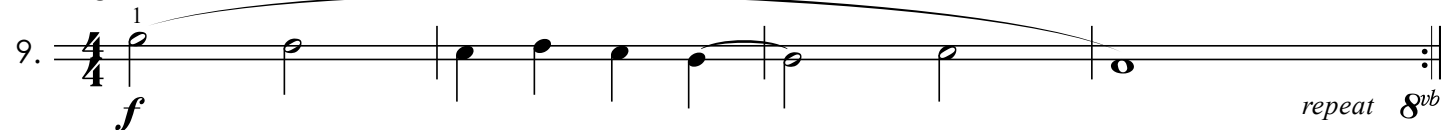
Begin on G

7. 

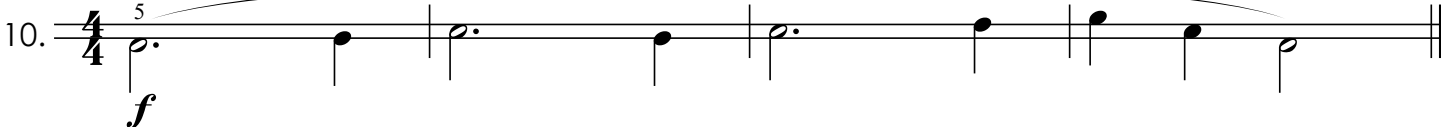
Begin on F

8. 

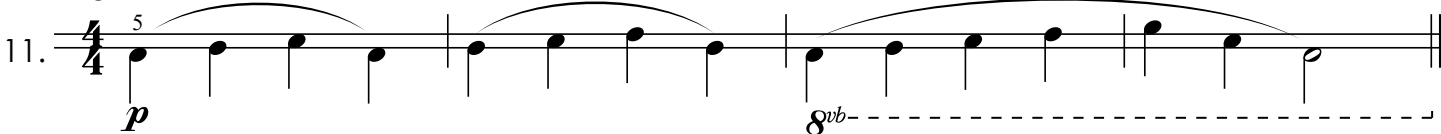
Begin on D

9. 

Begin on C

10. 

Begin on A

11. 

Begin on E

12. 